

**FROM THE PRINCIPAL**

Dear Parents and Community Members,

Central Linn is focused and determined to 'Individualize Education for all Learners.' At the elementary school, staff and students are working extremely hard to reach success on all fronts. This year, schools will not be assigned ratings, but again, our learners showed great achievement and growth! All of our CL students, parents, staff, and community members should be proud of CLES and the gains we continue to make. On a 1-5 Level scoring system, our overall scores in Academic Achievement, Academic Growth, and Student Group Growth are at a Level 4. This means we continue to grow as a school and are performing better each year!

We will continue our trek to success, focusing on formative assessments, standards proficiency, positive relationships, and overall citizenship. We recognize that we need your support to assist meeting the needs of all of our learners and value your commitment to this goal. CL is such a wonderful place for our learners!

Thank you,

Principal | Amanda OBrien

**SCHOOL PROFILE**

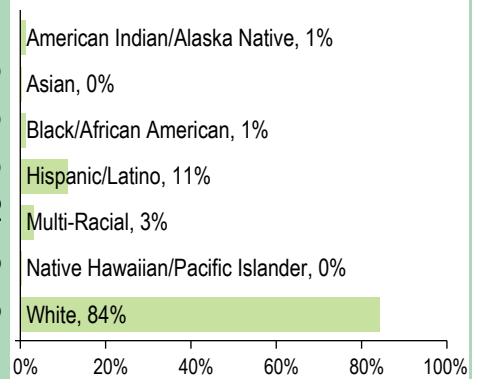
ENROLLMENT 2015-16	352
K-3	188
4-5	107
6-8	57

MEDIAN CLASS SIZE	School	Oregon
Self-Contained	23.0	25.0
Departmentalized	--	--

**SELECTED DEMOGRAPHICS**

Economically Disadvantaged	50%
Students with Disabilities	16%
Ever English Learner	7%
Different Languages Spoken	2
Regular Attenders	82.3%
Mobile Students	19.5%

**STUDENTS**



**IMMUNIZATION RATES**

Percent of students with all required vaccines: 96 (Visit [www.healthoregon.org/immdata](http://www.healthoregon.org/immdata) for more information.)

Percent of students without all required vaccines: 4

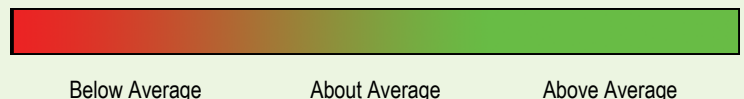
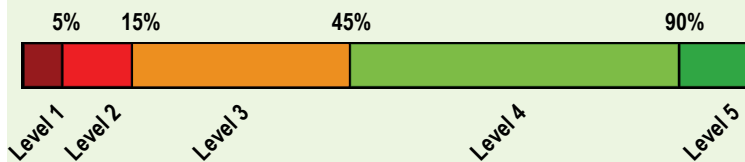
(This value includes students with medical exemptions, nonmedical exemptions, no immunization records, or up-to-date but incomplete immunization records.)

\*, <5, and >95 are displayed when data are unavailable or to protect student confidentiality.

\*\*\* indicates that this school offered lunch at no charge to all students.

**OVERALL SCHOOL RATING**

Given the recent passage of the Every Student Succeeds Act (ESSA) and the expiration of Oregon's ESEA flexibility waiver on August 1, 2016, the State of Oregon will not assign ratings (i.e., overall and comparison school ratings) to schools for the 2015-16 school year.



**PROGRESS** ARE STUDENTS MAKING ADEQUATE GAINS OVER TIME?

**SCHOOL PERFORMANCE**

Performance of students enrolled in the school for a full academic year

Did at least 95% of the students at this school take required assessments?  Yes  No, Interpret Results with Caution  
*Participation rate criteria are in place to ensure schools test all eligible students.*

The Smarter Balanced and alternate assessments have four performance levels where levels 3 and 4 are meeting the standard for school and district accountability.

See report cards from previous years to view historical OAKS performance data.

	School Performance (%)			School Performance (%)	Oregon Performance (%)	Like-School Average (%)
	2012-13	2013-14	2014-15	2015-16	2015-16	2015-16
<b>English Language Arts</b> (Administered statewide in grades: 3-8, 11)				<b>Level 1</b>	<b>Level 2</b>	<b>Levels 3 &amp; 4</b>
All students in tested grades	2014-15 was the first operational year of the new English language arts assessment.			56.2 16.7 27.1	54.8 25.4 19.8	52.8 22.3 24.8
<b>Mathematics</b> (Administered statewide in grades: 3-8, 11)				<b>Level 1</b>	<b>Level 2</b>	<b>Levels 3 &amp; 4</b>
All students in tested grades	2014-15 was the first operational year of the new mathematics assessment.			45.3 31.0 23.6	54.8 26.9 18.3	43.7 28.8 27.5
<b>Science (OAKS)</b> (Administered statewide in Grades: 5, 8, 11)				<b>Did not meet</b>	<b>Met</b>	<b>Exceeded</b>
All students in tested grades	74.5	80.5	87.3	91.1	66.5	71.2
	16.4 58.2 25.5	24.4 56.1 19.5	30.9 56.4 12.7	39.3 51.8 8.9	15.7 50.8 33.5	13.1 58.1 28.8

Visit [www.ode.state.or.us/go/data](http://www.ode.state.or.us/go/data) for additional assessment results.

\*, <5, and >95 are displayed when the data must be suppressed to protect student confidentiality.

**OUTCOMES** FOR KEY STUDENT GROUPS AT THIS SCHOOL COMPARED TO THE SAME GROUPS STATEWIDE

**STUDENT GROUP OUTCOMES**

	School Performance (%)	Oregon Performance (%)	Like-School Average (%)	School Performance (%)	Oregon Performance (%)	Like-School Average (%)	School Performance (%)	Oregon Performance (%)	Like-School Average (%)
<b>Economically Disadvantaged</b>				<b>American Indian/Alaska Native</b>			<b>Native Hawaiian/Pacific Islander</b>		
Eng. Lang. Arts	47.8	40.9	41.5	Eng. Lang. Arts	*	36.0	46.0	Eng. Lang. Arts	*
Mathematics	49.5	31.5	34.7	Mathematics	*	27.6	42.9	Mathematics	*
Science	86.2	56.1	63.8	Science	*	51.7	80.0	Science	*
<b>English Learners</b>				<b>Asian</b>				<b>White</b>	
Eng. Lang. Arts	28.6	30.3	28.5	Eng. Lang. Arts	*	70.6	46.4	Eng. Lang. Arts	56.8
Mathematics	28.6	22.9	27.7	Mathematics	*	67.5	60.7	Mathematics	57.4
Science	50.0	38.7	52.9	Science	*	75.6	78.6	Science	>95
<b>Students with Disabilities</b>				<b>Black/African American</b>				<b>Female</b>	
Eng. Lang. Arts	21.9	23.9	22.1	Eng. Lang. Arts	*	31.7	16.7	Eng. Lang. Arts	62.7
Mathematics	25.0	20.3	18.8	Mathematics	*	20.9	23.5	Mathematics	63.4
Science	77.8	38.4	38.8	Science	*	41.5	*	Science	>95
<b>Migrant</b>				<b>Hispanic/Latino</b>				<b>Male</b>	
Eng. Lang. Arts	*	25.9	28.0	Eng. Lang. Arts	41.7	34.7	42.0	Eng. Lang. Arts	46.3
Mathematics	*	19.2	44.0	Mathematics	41.7	25.5	32.0	Mathematics	45.8
Science	*	36.1	50.0	Science	70.0	44.9	57.1	Science	83.9
<b>Talented and Gifted</b>				<b>Multi-Racial</b>					
Eng. Lang. Arts	*	95.5	>95	Eng. Lang. Arts	*	57.2	52.4		
Mathematics	*	94.8	91.0	Mathematics	*	46.6	38.5		
Science	*	97.7	>95	Science	*	70.0	62.5		

\*, <5, and >95 are displayed when the data must be suppressed to protect student confidentiality.

**CURRICULUM & LEARNING ENVIRONMENT** WHAT IS THIS SCHOOL DOING TO IMPROVE STUDENT LEARNING AND TO PREPARE STUDENTS FOR THE FUTURE?

**SCHOOL READINESS**

**School Readiness**

Positive Behavior Support Program  
Behavioral and other related LBL-ESD Specialists  
Mental Health Liaison  
Conflict Resolution

Family Support Services  
Jackson Street Youth Services

**ACADEMIC SUPPORT**

**Academic Support**

Title I Services  
Special Education Program  
English Language Learner Services  
Schoolwide Systems of Math and Reading Interventions  
Friday School

**ACADEMIC ENRICHMENT**

**Academic Enrichment**

Friday School with Classroom Teachers  
Friday Enrichment Program  
Summer School Program  
TAG Services  
Parent Teacher Committee  
Math/Literacy Nights  
Outdoor School for Sixth Grade

**EXTRA-CURRICULAR ACTIVITIES/ AFTER SCHOOL PROGRAMS**

**Extracurricular Activities**

5th/6th Grade Band  
5th/6th Grade Space Camp  
Interscholastic Sports

Outdoor School  
Garden Club  
Girls on the Run

*Data and information in the Curriculum and Learning Environment section were provided by local schools and districts, and were not verified by the Oregon Department of Education.*

**FEDERAL TITLE I DESIGNATION**

Tier 1     Tier 2     Tier 3

**Tier 1 Schools** are formerly identified Priority, Priority S.I.G., Focus, or Other Title I Schools based on Oregon's rating formula and ESEA Flexibility Waiver. **These schools have demonstrated significant improvement since identification and are currently receiving technical assistance from ODE to support sustainability planning.**

For more information, please visit <http://www.ode.state.or.us/search/page/?id=3742>